

**SPORTING REGULATIONS
KITE SPORTS COMPETITIONS
SNOWKITE COURSE and
FREERACE**

2018



1	VALIDITY OF THE PRESENT REGULATIONS	4
2	FORMAT OF THE CHAMPIONSHIP	4
2.1	TRAILS AND CHAMPIONSHIP	4
2.2	SNOWKITE SPORTING SEASON	4
2.3	OBLIGATIONS FOR COMPETITORS.....	4
2.4	REGISTRATION FORMALITIES	4
2.5	AGE CATEGORIES	4
2.6	MINIMUM LEVEL FOR REGISTERING	5
2.7	COMPETITION SERIES	5
2.8	FINAL RANKING – ISSUING OF TITLES.....	5
2.8.1	<i>Final ranking.....</i>	5
2.8.2	<i>Events counting for the IFKO Snowkite Course Championship.....</i>	5
2.8.3	<i>Winner of the IFKO Championship.....</i>	5
3	TITLES	5
3.1	DELIVERED TITLES.....	5
3.2	MANAGING TIES IN THE CHAMPIONSHIP RANKING	5
4	SNOWKITE COURSE.....	6
4.1	COURSE AND FREERACE	6
4.1.1	<i>Definition.....</i>	6
4.1.2	<i>Course length.....</i>	6
4.1.3	<i>Presenting the course.....</i>	6
4.1.4	<i>Ranking.....</i>	6
4.1.5	<i>Time given to complete a course.....</i>	6
4.1.6	<i>Initial competition course.....</i>	6
4.1.7	<i>Changes to the initial competition course</i>	6
4.1.8	<i>Trying out the competition course.....</i>	6
4.1.9	<i>Competition course feasibility.....</i>	7
4.2	CLEARING OBSTACLES THAT REQUIRE JUMPING	7
4.2.1	<i>Avoidance path.....</i>	7
4.2.2	<i>Avoidance marks.....</i>	7
4.3	START	7
4.3.1	<i>The start line.....</i>	7
4.3.2	<i>Starting zone.....</i>	7
4.3.3	<i>Starting kite position.....</i>	7
4.4	MANDATORY WAYPOINTS	8
4.4.1	<i>Way marks.....</i>	8
4.4.2	<i>Clearing mark.....</i>	8
4.4.3	<i>Marks.....</i>	8
4.5	STARTING PROCEEDINGS	8
4.5.1	<i>Something will happen.....</i>	8
4.5.2	<i>Signals</i>	9
4.5.3	<i>Presence of competitors at the start.....</i>	9
4.6	MORE COURSES AFTER	9
4.7	FINISH.....	10
4.7.1	<i>The finish line.....</i>	10
4.7.2	<i>Finishing proceedings</i>	10
4.7.3	<i>Finishing order and ranking</i>	10
4.7.4	<i>Closing the finish line</i>	10
4.8	STOP THE COURSE	10
4.9	REACH FOR INFORMATION.....	11
4.10	END OF COURSES FOR TODAY	11
4.11	ROUNDS.....	11
4.11.1	<i>Definition</i>	11
4.11.2	<i>Validated round.....</i>	11

4.11.3	Round format	11
4.11.4	Distribution of competitors	11
4.11.5	Number of points awarded for each validated round.....	12
4.11.6	Rounds counting in a trial.....	12
4.12	TRIALS.....	12
4.12.1	Definition	12
4.12.2	Maximum number of competitors per trial	12
4.12.3	Rounds counted in a trial	12
4.12.4	Ranking	12
4.12.5	Number of points awarded in each trial.....	12
5	COMPETITOR CONDUCT	13
5.1	RULES OF PRIORITY.....	13
5.2	CONVERGING PATHS	13
5.3	PATHS ON THE SAME TACK.....	13
5.4	COMPETITOR CONDUCT HAVING TO GIVE WAY	14
5.5	KITE POSITION	14
5.6	OVERTAKING	14
5.7	JUMPING - FLYING.....	14
5.7.1	Definitions	14
5.7.2	Flying ban	14
5.8	MOVEMENT – KITE TO GROUND - RELAUNCHING	14
5.8.1	Movement.....	14
5.8.2	Kite to ground	14
5.8.3	Relaunching.....	14
5.9	OUTSIDE HELP	14
6	COMPETITOR EQUIPMENT	15
6.1	PERSONAL EQUIPMENT	15
6.2	KITE SECURITY SYSTEM.....	15
6.3	EQUIPMENT CHANGES.....	15
6.4	STEERING LINES	15
7	LIST OF APPENDIXES	15

1 Validity of the present regulations

These sporting regulations concern all Snowkite Course Competitions. They are valid until an update or new regulations are published.

2 Format of the Championship

2.1 Trails and championship

The IFKO Snowkite World Championship is held over one or several trials (or stages) all listed in the official IFKO calendar.

2.2 Snowkite sporting season

The Snowkite sporting season for year 'n' is the period between October 1st year 'n-1' and September 30th of year 'n'.

2.3 Obligations for competitors

With their entry, competitors accept:

- To respect these IFKO Snowkite Course Competition Rules,
- To respect instructions from the technical director and from the competition director.

2.4 Registration formalities

Competitors wishing to register for a kite sports competition organized by the IFKO must have:

- An adequate personal liability insurance coverage for kitesports practice and competition, valid in the place of competition.

Registered competitors must be able to prove their civil status with a piece of identity including surname, name, sex, nationality and date of birth.

Minors must have permission from a parent or guardian to take part in the competition, in line with the annexed form.

2.5 Age categories

For the entire sporting season, competitors are registered:

- Either in the **YOUTH** category, including age categories:
 - **Minims** 14 - 15 years 14 years old on January 1st year 'n' of the Snowkite sporting season.
 - **Cadets** 16 - 17 years 16 years old on January 1st year 'n' of the Snowkite sporting season.
- Or in the **SENIOR** category, including age categories:
 - **Juniors** 18 - 19 years 18 years old on January 1st year 'n' of the Snowkite sporting season.
 - **Seniors** 20 - 39 years 20 years old on January 1st year 'n' of the Snowkite sporting season.
- Or in the **MASTER** category, including age category:
 - **Veterans** 40 years + 40 years old on January 1st year 'n' of the Snowkite sporting season.

2.6 Minimum level for registering

All competitors must kite, launch and land autonomously. Kites must require no assistance beyond that which may be given to the kite for launching or landing.

The organizer and the race director may check this level at all moments of the competition.

2.7 Competition series

For the entire sporting season, competitors are registered for either the SKI series or the SNOWBOARD series.

2.8 Final ranking – Issuing of titles

2.8.1 Final ranking

The final ranking of each category group is based on the total number of points earned by competitors in that group from each trial in the sporting season. All competitors taking part in at least one validated round in the championship feature in the final ranking.

2.8.2 Events counting for the IFKO Snowkite Course Championship

Only trials written into the IFKO calendar as counting towards the IFKO Snowkite Course Championship are included in the final ranking. All trials are recorded.

2.8.3 Winner of the IFKO Championship

The winner of the IFKO Snowkite Course Championship is the competitor earning the highest number of points from all the trials written into the calendar in the category group he/she is registered for.

3 Titles

3.1 Delivered titles

The IFKO Champion title for each category group is issued if (and only if) a minimum number of competitors have participated in at least one of the trials in the contest. The minimum number for each category group is given in the table below:

Competition category	Series	Gender	Titles issued (category group)	Minimum number
Junior	Ski	Men	Ski youth men	3
		Women	Ski youth women	3
	Snowboard	Men	Snowboard youth men	3
		Women	Snowboard youth women	3
Senior	Ski	Men	Ski open men	5
		Women	Ski open women	3
	Snowboard	Men	Snowboard open men	5
		Women	Snowboard open women	3
Master	Ski	Men	Ski master men	5
		Women	Ski master women	3
	Snowboard	Men	Snowboard master men	5
		Women	Snowboard master women	3

The definitive results are announced after the final trial.

3.2 Managing ties in the championship ranking

If, when the final ranking of the IFKO championship is decided, there is a tie between two or more competitors in the top three places:

- the competitor with the highest number of points in the final trial is ranked ahead,
- If the tie remains, the competitor with the highest number of points in the second-to-last trial is ranked ahead.

4 Snowkite course

4.1 Course and freerace

4.1.1 Definition

Snowkite course is a speed-based contest on a course in the natural environment.

The course:

- Is defined by a starting line and a finishing line,
- Is in the natural environment. Besides being made up of natural challenges (hills, natural mounds, slants, slopes, less organized atmospheric zones, etc.) there may also be:
 - Artificial obstacles (structures, hay bales, etc...),
 - Obstacles built into the ground (mounds, ramps...).

4.1.2 Course length

The length of the course is at the competition director's discretion.

4.1.3 Presenting the course

Competitors are shown the course during the briefing. The competition director decides on the direction for navigating compulsory waypoints.

For the freerace format, competitors must pass the waypoints in the order they wish (depending on their analysis of the spot and of the weather and snow conditions).

4.1.4 Ranking

Rounds are ranked by finishing order.

4.1.5 Time given to complete a course

Competitors not crossing the finish line in the allotted time are ranked joint last.

4.1.6 Initial competition course

The competition course is proposed by the competition director after consulting the technical competition director and the competition committee in light of:

- weather conditions and their foreseeable change,
- snow condition and its foreseeable change,
- available competition area.

4.1.7 Changes to the initial competition course

The competition director can change the competition course at any time between two courses in light of:

- difficulties encountered by competitors on the course,
- changing weather conditions,
- changing snow conditions,
- deterioration of snow at waypoints.

If the course is changed, the competition director must signal the modifications to competitors appropriately (a briefing, written notification on the official event board, an oral announcement by loudspeaker).

4.1.8 Trying out the competition course

The competition director may permit competitors to try out the competition course with their kite, only during official training periods.

4.1.9 Competition course feasibility

Wind strength and direction must be such as the course can be completed using the pull of the kite.

If wind conditions make the course technically unfeasible or unsafe, a course can only be cancelled by the competition director.

4.2 Clearing obstacles that require jumping

4.2.1 Avoidance path

Where natural or artificial obstacles require a jump, the competition director must provide an avoidance path that does not require a jump to get around them. Taking the avoidance path must represent a longer route for competitors.

4.2.2 Avoidance marks


The position of avoidance marks (that make it possible to bypass an obstacle) as well as the direction for passing these marks must be defined and clearly shown by the competition director during the briefing, and stated on the official board.

4.3 Start

4.3.1 The start line

The start line may be:

- either the virtual straight line between two starting marks,
- or a line freely defined by the competition director and clearly painted on the ground, with one starting mark on each side.

Signal	Corresponding flag
<p>Start line</p> 	<p>7 flag</p>

Its position, limits, and crossing direction are defined and clearly shown by the competition director during the briefing, and stated on the official board.

At least one minute before the start, the competition committee can move a starting mark.

Crossing the start line is not permitted in the minute before the start under penalty of disqualification.

4.3.2 Starting zone

To favor rolling starts, a 50-metre minimum zone is marked out along the start line and the course's outer edge.

During the final minute before the start, stopping is not allowed in this zone.

Competitors stopping in the starting zone in the final minute before the start are disqualified from this course.

4.3.3 Starting kite position

During the final minute before the start, the competitor's kite must be in flight. It must not at any time be on the ground, under penalty of disqualification.

4.4 Mandatory waypoints

Mandatory waypoints are signaled by one or two way marks, and the direction must be explained at the briefing and displayed on the official board. A judge checks the passing of all competitors.

4.4.1 Way marks

A way mark is a natural or artificial object (for instance, a cone or a flag) marking a point in the course that competitors must pass around. If necessary, the point will be signaled by two marks.

4.4.2 Clearing mark

When a way mark forces competitors into a bend with an angle such that competitors may accumulate and upset the course, the competition director may insert a mark complimenting the way mark, called a clearing mark, to break up the angle of the bend.

4.4.3 Marks


Way marks, clearing marks, mandatory marks, and starting and finishing marks must:

- be recognizable and visible,
- not represent a danger to competitors and their equipment.

4.5 Starting proceedings

4.5.1 Something will happen





Before the starting proceeding and to call competitors on the starting zone, the R flag is raised. One minute after this R flag is lowered, the starting proceeding is on.

Signal	Corresponding flag	Sound signal
Something will happen 	R flag raised	Two signals

The time that the R flag is raised is at the competition director's discretion.

4.5.2 Signals

Starts must be carried out according to the procedure shown in the following table:

Signal	Corresponding flag	Sound signal	Minutes before start
Warning 	Red flag raised	1 signal	3
Preparatory 	Red flag lowered Yellow flag raised	1 signal	2
One minute 	Yellow flag lowered	1 signal	1
Start 	Green flag raised	1 signal	0

Visual signals (flags) override all other signal forms.

The start line stays open during 5 minutes after the start of the course. The green flag stay raised during the opening of the start line, and is lowered at the closing of the start line.


4.5.3 Presence of competitors at the start

Competitors are responsible for:

- keeping up to date on the courses they must take part in,
- being present when the warning signal is given at the start of the courses they must take part in.

4.6 More courses after

To inform that more courses will run after the current one, the Q flag is raised. This flag is lowered during the starting proceeding of the last course.


Signal	Corresponding flag	Sound signal
More courses after 	Q flag raised	No signal

4.7 Finish

4.7.1 The finish line

The finish line is either the start line or a different line from the start line, which may be:

- either the virtual straight line between two finishing marks,
- or a line freely defined by the competition director and clearly painted on the ground, with one finishing mark on each side.

Signal	Corresponding flag
<p>Finish line</p> 	<p>2 flag</p>

Its position, limits, and crossing direction are defined and clearly shown by the competition director during the briefing, and stated on the official board.

4.7.2 Finishing proceedings

Competitors must cross the finish line with their kite in flight and with all their equipment. The finish line is officially crossed when the competitor's head crosses the line.

4.7.3 Finishing order and ranking

The competition director ranks competitors by finishing order, using information from the timekeepers and judges of the course.

4.7.4 Closing the finish line


The finish line is closed 20 minutes after half the competitors starting the current round have finished.

Still, the competition committee may close the finish line when all the competitors of the current round have finished completely.

4.8 Stop the course


A course is called off with the cancellation flag and signaled by multiple sound signals.

As far as possible, the competition committee should be able to signal cancellation at the front of the course (by the course opening snow-mobile, by timekeepers at course marks).

Signal	Corresponding flag	Sound signal
<p>Stop the course</p> 	<p>X flag raised</p>	<p>Multiple signals</p>


4.9 Reach for information

If needed, the competition director can give new information asking competitors to reach a briefing.

Signal	Corresponding flag	Sound signal
<p>Go ashore for information</p> 	<p>K flag raised</p>	<p>1 signal</p>

4.10 End of courses for today

At the end of the competition day, the U flag is raised.

Signal	Corresponding flag	Sound signal
<p>End of courses for today</p> 	<p>U flag raised</p>	<p>1 signal</p>

4.11 Rounds

4.11.1 Definition

A round is a course for which points are attributed, counting towards the final ranking of a trial.

4.11.2 Validated round

A round may only be validated when at least half (rounded up) the competitors have crossed the finishing line with their kites in flight, having completed the entire course in adequate wind conditions and in the allotted time.

Minimum wind is at the competition director's discretion.

4.11.3 Round format

The competition director decides on the format of rounds after consulting the technical director and the competition committee, in light of:

- the number of registered competitors,
- the space available behind and on the start line,
- the competition course,
- wind strength and direction.

4.11.4 Distribution of competitors

Competitors compete in different competition groups.

The SKI and SNOWBOARD series compete separately.

4.11.5 Number of points awarded for each validated round

After each trial, a ranking is established for each competition group with points awarded according to the following table:

0,7 points to the 1 st
2 points to the 2 nd
3 points to the 3 rd
And so on ...

All unranked competitors in a round will be given the number of points equivalent to the number of competitors + 1.

Competitors not starting or not passing the first mark will be labeled DNS.

Competitors not passing at least one mark will be labeled DSQ.

Competitors crossing the start line in the final minute will be labeled OCS.

In all the above cases, the number of points given is the number of registered competitors + 1.

4.11.6 Rounds counting in a trial

All rounds in a trial have the same value. Rounds are not weighted according to distance or time of the course.

Each competitor in a trial has their worst results for the validated rounds in their category discarded when the final rankings are drawn up, according to the following calculation:

Number of validated rounds	Number of rounds discarded
1 to 3 rounds	0
4 to 6 rounds	1
7 to 10 rounds	2
11 to 15 rounds	3
16 rounds and more	4

4.12 Trials

4.12.1 Definition

A trial in the IFKO Snowkite Course Championship is a sporting event with one or several rounds. For a trial to be validated, at least one round must be validated. It is compulsory for trials to run over a minimum of two consecutive days.

4.12.2 Maximum number of competitors per trial

Unless stated in the calendar, there is no fixed maximum number of competitors per trial.

4.12.3 Rounds counted in a trial

All validated rounds in a trial count, and have the same weight in the trial ranking.

4.12.4 Ranking

The trial's final ranking is announced by the technical director and the competition director at the end of the competition.

The trial's ranking is based on the total number of points obtained by competitors following all validated rounds.

4.12.5 Number of points awarded in each trial

4.12.5.1 Definition

Competitors in each category group in IFKO Championship trials will be awarded a number of points reflecting their rank and the number of competitors in that trial.

4.12.5.2 Calculation formula

The number of points awarded to a competitor in a trial is calculated by applying the following logarithmic interpolation formula:

$$\text{Pts} = \text{Pts Last} + \text{Pts First} \times \text{Log} (\text{Number ranked} / \text{Place})$$

With:

- Place competitor's ranking in the trial
- Number ranked number of competitors ranked in the trial in the relevant category group
- Pts First 1000 points
- Pts Last 120 points

Class groups by trial: each of the category groups is separated for awarding points in a trial.

Examples of distributing points:

Ranking	Points regarding the number of competitors		
	<i>20 competitors</i>	<i>30 competitors</i>	<i>50 competitors</i>
1	1421,03	1597,12	1818,97
2	1120,00	1296,09	1517,94
3	943,91	1120,00	1341,85
4	818,97	995,06	1216,91
5	722,06	898,15	1120,00
6	642,88	818,97	1040,82
7	575,93	752,02	973,87
8	517,94	694,03	915,88
9	466,79	642,88	864,73
10	421,03	597,12	818,97
...			
20	120,00	296,09	517,94
...			
30		120,00	341,85
...			
40			216,91
...			
50			120,00

4.12.5.3 Points awarded for a non-run trial

If no round is validated in a trial or if a trial cannot be run due to bad conditions, each participant present for the trial is awarded 100 participation points.

4.12.5.4 Managing ties

In case of ties between two competitors when the final ranking is drawn up:

- First, their ranking will be recalculated with all the rounds run in the trial,
- If the tie remains, the ranking of the final round run in the trial in which the tying competitors differ will determine their positions.

5 Competitor conduct

5.1 Rules of priority

The rules of priority are applicable during training sessions and in the starting zone stages as well as during competitions.

5.2 Converging paths

When the paths of two competitors converge, the competitor on the port tack must give way.

5.3 Paths on the same tack

When two competitors have the same hand in front (are on the same tack), the windward competitor must give way to the other.

5.4 Competitor conduct having to give way

A competitor having to give way to another must not push through and must:

- either slow down,
- or stop.

5.5 Kite position

In the event of crossing or overtaking, the downwind competitor must lower their kite and the windward competitor lifts theirs. The overtaking competitor may position their kite in the most favorable zone.

5.6 Overtaking

As far as it is possible, an overtaken competitor should stay on the same path, unless avoiding an obstacle on that path. The overtaking competitor must not obstruct an overtaken competitor.

5.7 Jumping - Flying

5.7.1 Definitions

Flying is a situation where the rider moves from a high point to a low point in balanced flight, or between two points taking advantage of a downwards slope, with the 'kite lines' and 'movement' almost parallel. The rider uses their traction kite like an aircraft.

Jumping is a dynamic interaction between the rider and their kite that allows the rider to levitate temporarily with the 'kite lines' and 'movement' not parallel.

5.7.2 Flying ban

Considering the traction wing not to be an aircraft, there is a ban on flying during trials.

5.8 Movement – Kite to ground - Relaunching

5.8.1 Movement

Competitors' movement over the course must happen exclusively via the traction kite and/or accumulated kinetic energy. Whatever the mode of movement, the kite must remain in flight.

5.8.2 Kite to ground

When a kite falls to the ground, the competitor must put it back in flight before continuing along the course.

5.8.3 Relaunching

When a competitor almost comes to a stop, relaunching (using the 'skating step' with skis, or a foot to the floor on a snowboard) is permitted.

5.9 Outside help

During the starting phase and on the course, only competitors in the same race can help each other.

Except for safety reasons, no other form of outside help is permitted in the starting phase or on the course outside the technical preparation area.

Any outside help on the course leads to the competitor being disqualified from this course.

6 Competitor equipment

6.1 Personal equipment

Competitors must wear helmets during training and rounds. Wearing supplementary safety equipment is highly recommended.

6.2 Kite security system

All kites must have a system allowing:

- 1) The power of the kite to be neutralized or sufficiently reduced (at the main holding point) in the event of a loss of control, while retaining a link with the kite to prevent a third party potentially being put at risk.
- 2) Breaking away completely from the kite (if, after this neutralization or reduction in power, the kiter is still or newly in danger).

6.3 Equipment changes

Changing sliding or traction equipment is permitted at any time inside the preparation area.

6.4 Steering lines

Measured from the steering bar to the kite, the maximum length of lines is 30 meters. Kevlar and metallic cable lines are banned.

7 List of appendixes

Appendix 1: Parental permission